

## 16 PEACE, JUSTICE AND STRONG INSTITUTIONS



*“Goal 16 of the Sustainable Development Goals is dedicated to the promotion of peaceful and inclusive societies for sustainable development, the provision of access to justice for all, and building effective, accountable institutions at all levels”*

- UN




## 12

Development targets



## 23

Development indicators



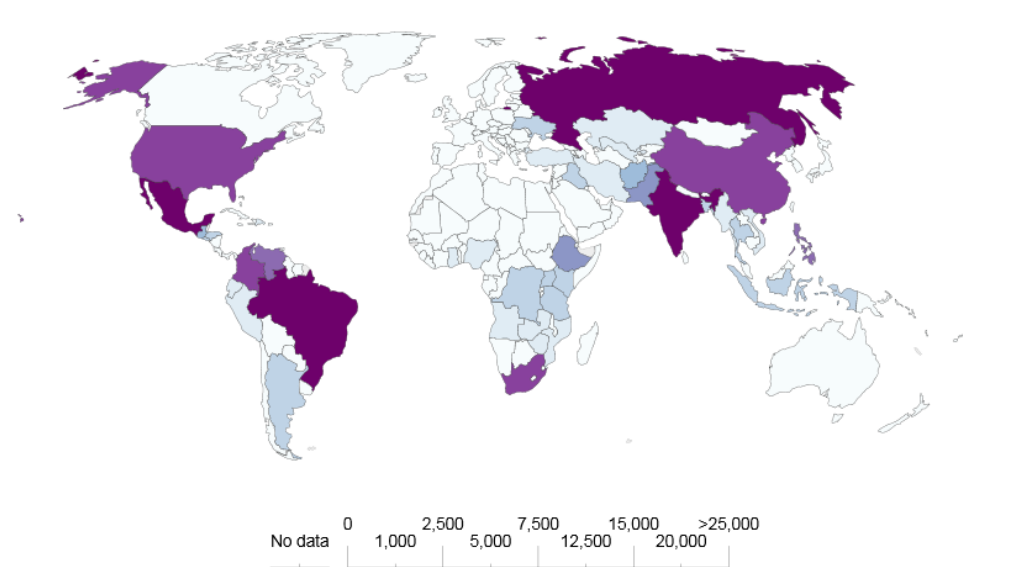
## 120

Possible corporate indicators identified

### 16.1 Significantly reduce all forms of violence and related death rates everywhere

Number of homicide deaths, 2016

Annual number of deaths from interpersonal violence, measured across all ages and both sexes.

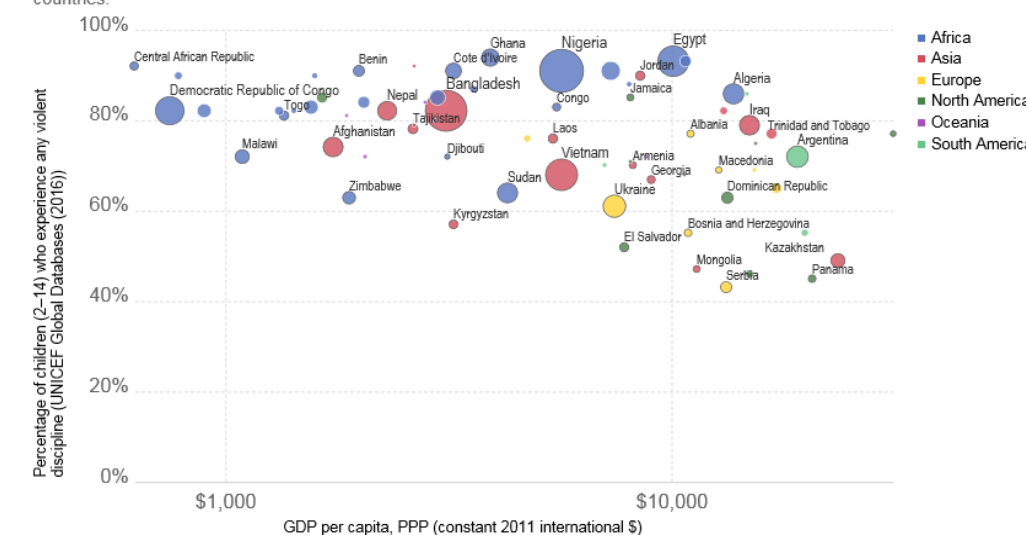


Source: IHME, Global Burden of Disease (GBD) OurWorldInData.org/homicides/ - CC BY-SA

### 16.2 End abuse, exploitation, trafficking and all forms of violence against and torture of children

Children who experience violent discipline vs GDP per capita

The vertical axis shows the percentage of children 2-14 years old who, according to self-reports by caregivers or other household members, experienced any violent discipline at home in the past month (including psychological aggression and/or physical punishment). In some instances observations refer to only part of a country (see sources for more details). The horizontal axis shows GDP per capita after adjusting for inflation and price differences between countries.

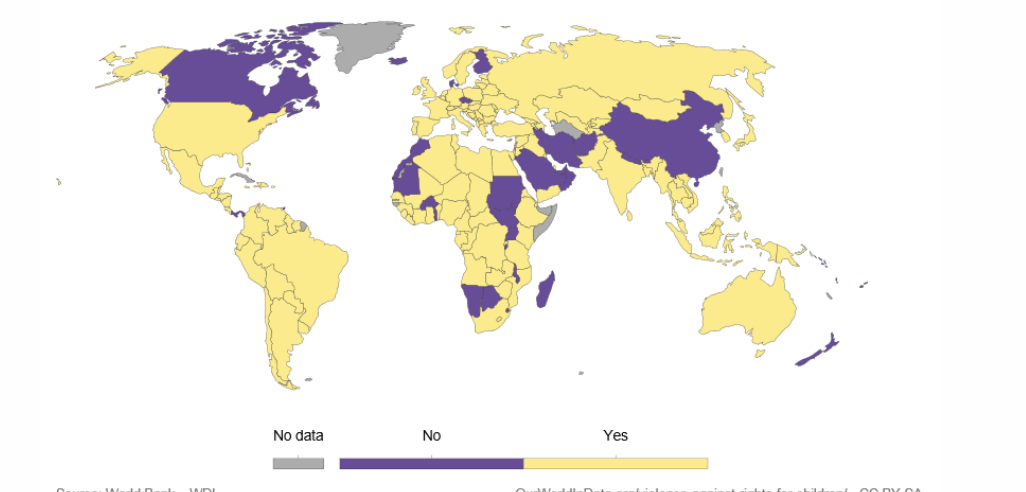


Source: Violent Discipline - UNICEF Global Databases (2016), World Bank - WDI OurWorldInData.org - CC BY-SA

### 16.3 Promote the rule of law at the national and international levels and ensure equal access to justice for all

Does law prohibit or invalidate child or early marriage?, 2015

Binary (yes/no) variable measuring whether there are provisions that prevent the marriage of girls, boys, or both before they reach the legal age of marriage or the age of marriage with consent, including, for example, a prohibition on registering the marriage or provisions stating that such a marriage is null and void.



Source: World Bank - WDI OurWorldInData.org/violence-against-rights-for-children/ - CC BY-SA

### 16.4 By 2030, significantly reduce illicit financial and arms flows, strengthen the recovery and return of stolen assets and combat all forms of organized crime

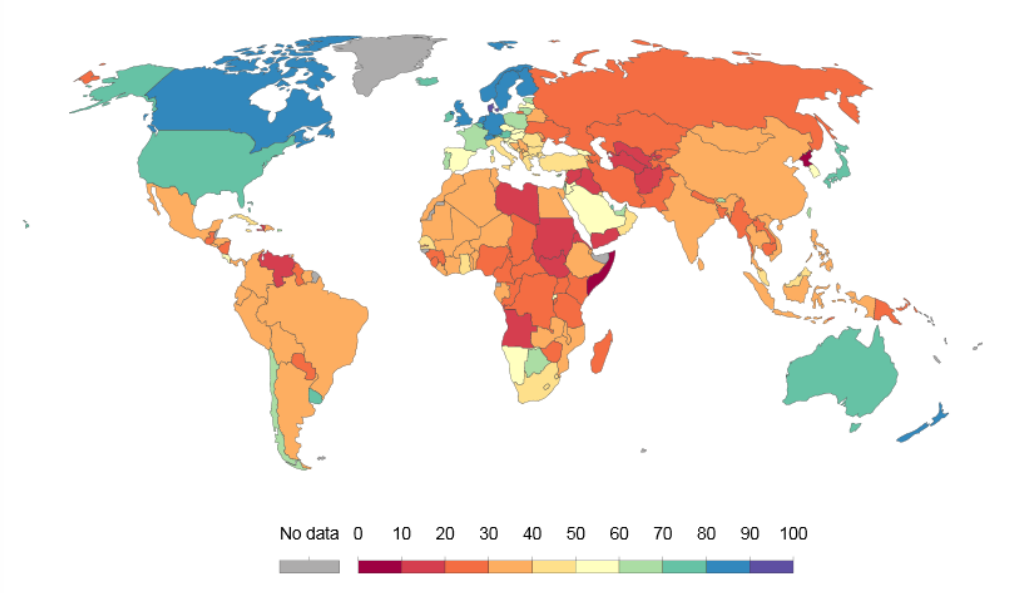
**Legal exports of small arms were worth an estimated US\$4.7 billion in 2014**

United Nations (UN Comtrade)

### 16.5 Substantially reduce corruption and bribery in all their forms

Corruption Perception Index, 2015

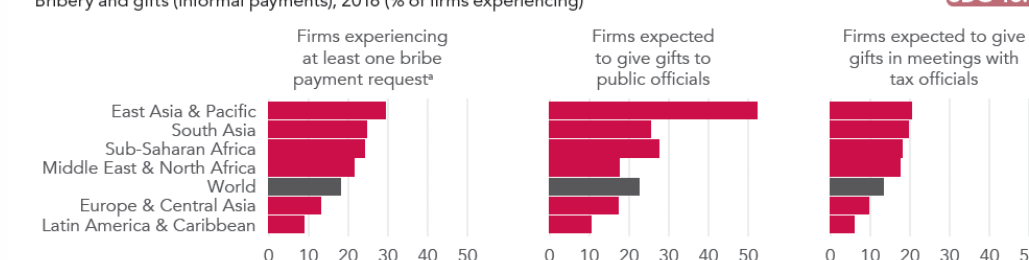
Transparency International's Corruption Perception Index. Scores are on a scale of 0-100, where 0 means that a country is perceived as highly corrupt.



Source: CPI (Transparency International) (2016) OurWorldInData.org/corruption/ - CC BY-SA

### Corrupt public officials may make it harder for citizens and businesses to access government services.

Bribery and gifts (informal payments), 2016 (% of firms experiencing)

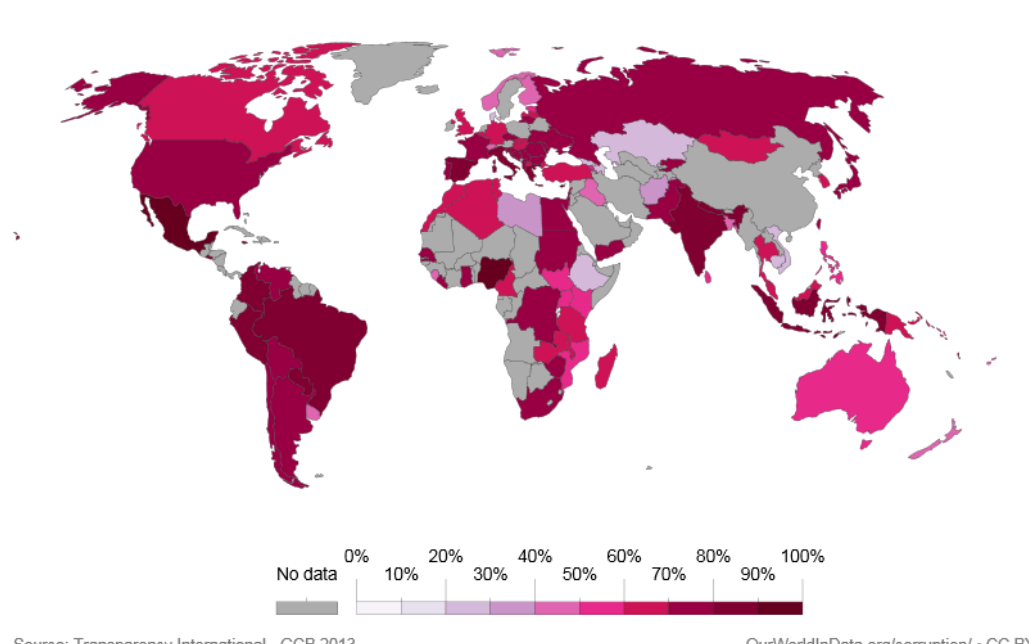


Note: Excludes data for most high-income countries. a. During six transactions dealing with utilities access, permits, licenses, and taxes. Source: World Bank Enterprise Surveys. WDI (IC.FRM.BRR.ZS; IC.FRM.CORR.ZS; IC.TAX.GFT.ZS) OurWorldInData.org - CC BY-SA

### 16.6 Develop effective, accountable and transparent institutions at all levels

Share of people who think political parties are very corrupt, 2013

Percentage of survey respondents, by country, who think political parties are "corrupt or extremely corrupt".



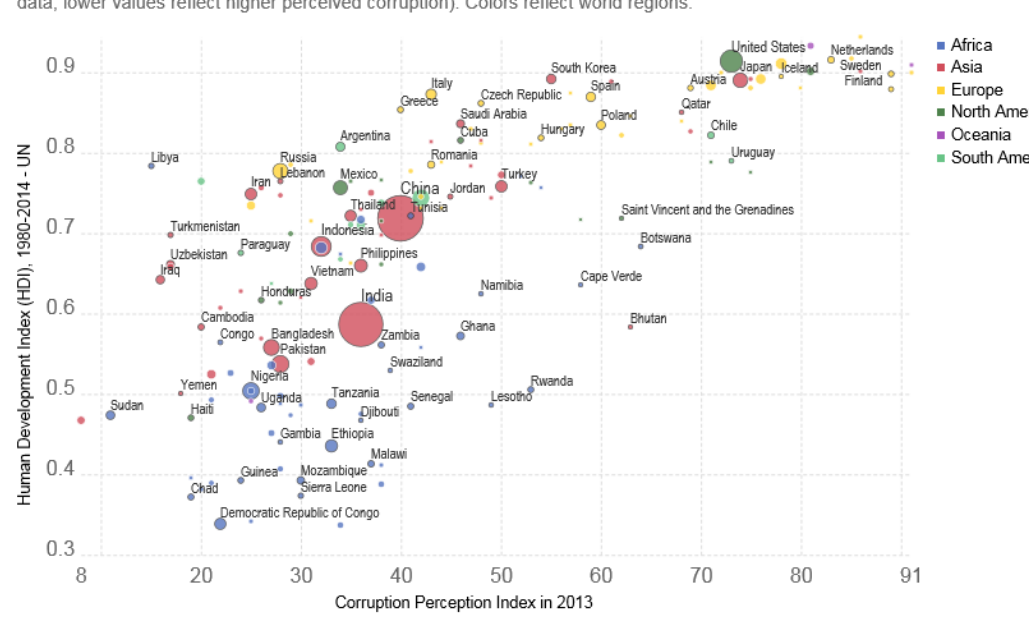
Source: Transparency International - GCB 2013 OurWorldInData.org/corruption/ - CC BY-SA

### 16.7 Ensure responsive, inclusive, participatory and representative decision-making at all levels

### 16.8 Broaden and strengthen the participation of developing countries in the institutions of global governance

Human Development Index vs. Corruption Perception Index, 2013

The vertical axis shows scores in the UN Human Development Index (2013 data, lower values reflect lower development). The horizontal axis shows scores in Transparency International's Corruption Perception Index (2013 data, lower values reflect higher perceived corruption). Colors reflect world regions.

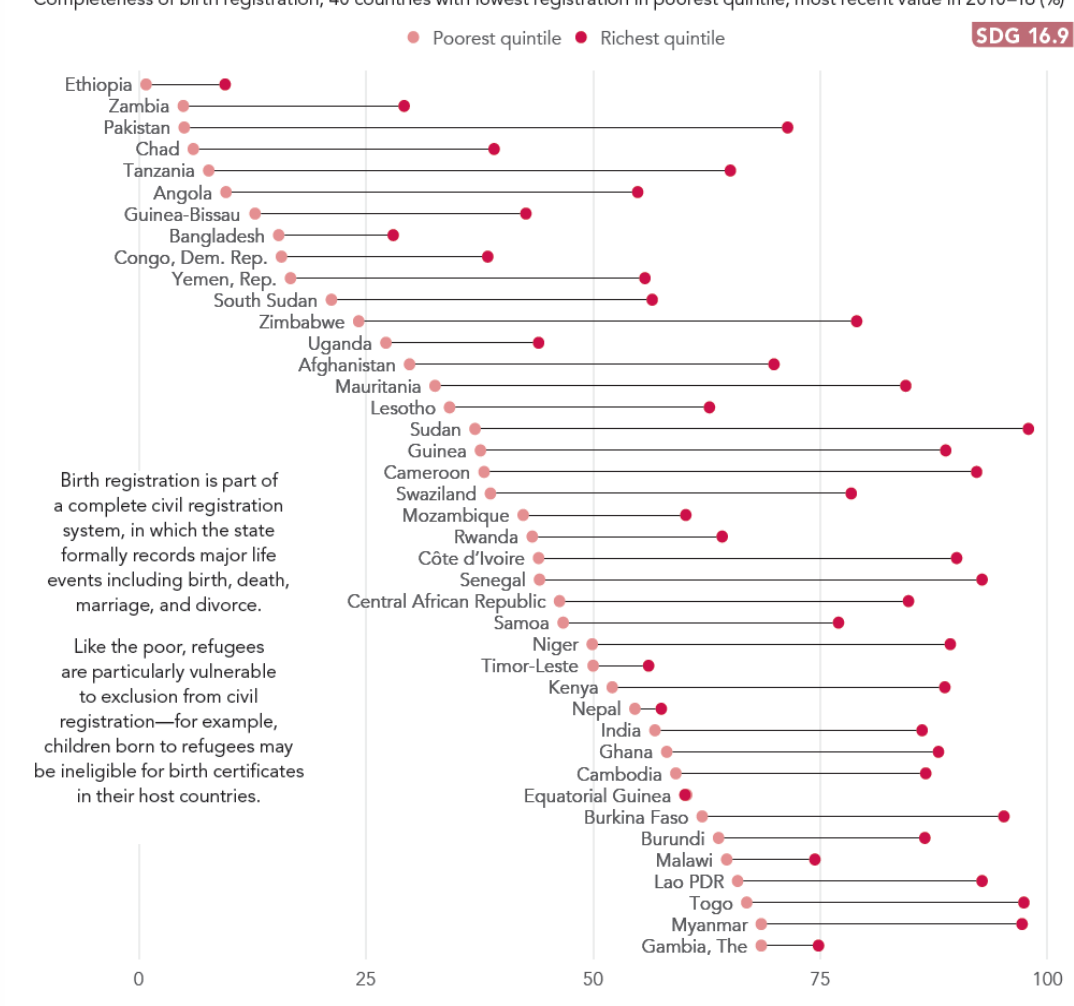


Source: CPI (Transparency International) (2016), United Nations Human Development Index (HDI) OurWorldInData.org/corruption/ - CC BY-SA

### 16.9 By 2030, provide legal identity for all, including birth registration

A legal identity ensures basic human rights and allows participation in the formal economy. But registration at birth is often unavailable to the poor.

Completeness of birth registration, 40 countries with lowest registration in poorest quintile, most recent value in 2010-16 (%)



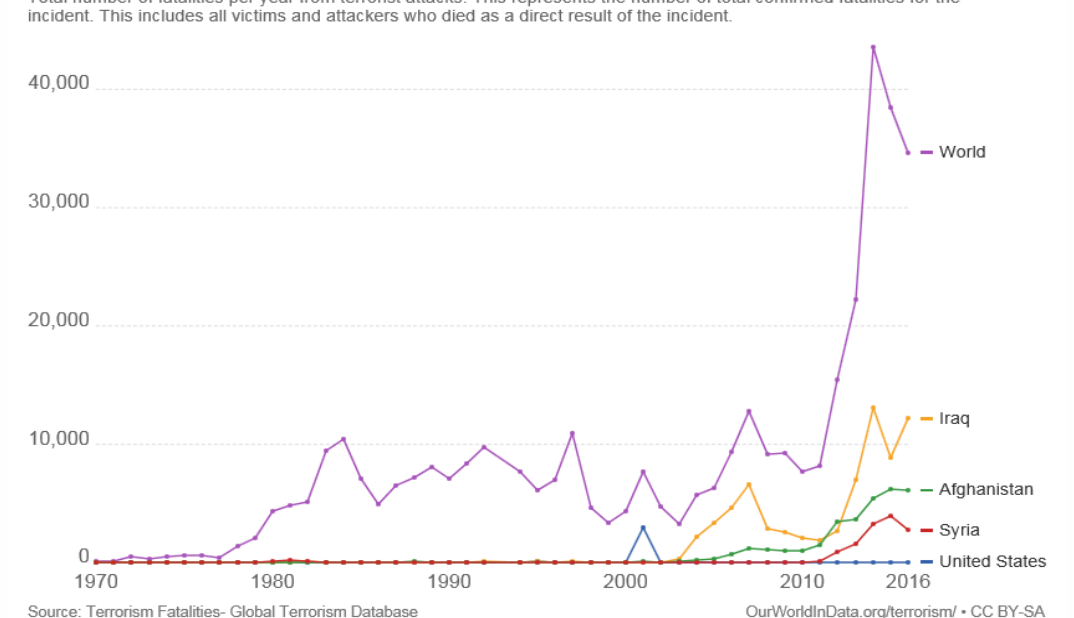
Source: UNICEF: Health Nutrition and Population Statistics by Wealth Quintile (SP.REG.BRTH.Q1.ZS; SP.REG.BRTH.Q5.ZS) OurWorldInData.org - CC BY-SA

### 16.10 Ensure public access to information and protect fundamental freedoms, in accordance with national legislation and international agreements

### 16.A Strengthen relevant national institutions, including through international cooperation, for building capacity at all levels, in particular in developing countries, to prevent violence and combat terrorism and crime

Number of fatalities from terrorism-related attacks

Total number of fatalities per year from terrorist attacks. This represents the number of total confirmed fatalities for the incident. This includes all victims and attackers who died as a direct result of the incident.



Source: Terrorism Fatalities - Global Terrorism Database OurWorldInData.org/terrorism/ - CC BY-SA

### 16.B Promote and enforce non-discriminatory laws and policies for sustainable development

## Example of best practice: Colgate

### Company information

- Established in Denmark in 1923
- Affiliates in 75 countries
- Products marketed in 180+ countries
- More than 41,000 employees

### Challenges

- Transparency and openness
- Diversity and inclusion
- Equality and no discrimination

### Solutions

- Innovation is driven through a diverse set of ideas, approaches and backgrounds and through engaging with various affinity groups and diversity organizations
- Colgate's Diversity and Inclusion Strategy consists of six key components:
  - Objective setting and review
  - Talent management
  - Diversity recruiting
  - People development and training
  - Diversity and inclusion leadership councils
  - Compliance



Confederation of Danish Industry

**DANIDA**



# LOCAL STATUS REPORT

**16** PEACE, JUSTICE  
AND STRONG  
INSTITUTIONS



## Promote just, peaceful and inclusive societies

Goal 16 of the Sustainable Development Goals is dedicated to the promotion of peaceful and inclusive societies for sustainable development, the provision of access to justice for all, and building effective, accountable institutions at all levels.

-UN SDG Tracker

### Overview:

Available data for South Africa as disclosed in the StatsSA SDG Indicator Baseline Report 2017

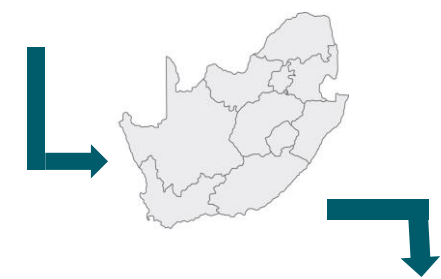
Yes No Innovation is required to identify avenues for impact

★ Further detail and data provided

Targets	Indicators	National data available	Impact through direct investment?
16.1 Significantly reduce all forms of violence and related death rates everywhere	16.1.1 Number of victims of intentional homicide per 100,000 population, by sex and age	Yes	Innovation is required to identify avenues for impact
	16.1.2 Conflict-related deaths per 100,000 population, by sex, age and cause	No	Innovation is required to identify avenues for impact
	16.1.3 Proportion of population subjected to (a) physical violence, (b) psychological violence and (c) sexual violence in the previous 12 months	No	Yes
	16.1.4 Proportion of population that feel safe walking alone around the area they live	Yes	Innovation is required to identify avenues for impact
16.2 End abuse, exploitation, trafficking and all forms of violence against and torture of children	16.2.1 Proportion of children aged 1–17 years who experienced any physical punishment and/or psychological aggression by caregivers in the past month	Yes	Innovation is required to identify avenues for impact
	16.2.2 Number of victims of human trafficking per 100,000 population, by sex, age and form of exploitation	No	Innovation is required to identify avenues for impact
	16.2.3 Proportion of young women and men aged 18–29 years who experienced sexual violence by age 18	Yes	Innovation is required to identify avenues for impact
16.3 Promote the rule of law at the national and international levels and ensure equal access to justice for all	16.3.1 Proportion of victims of violence in the previous 12 months who reported their victimization to competent authorities or other officially recognized conflict resolution mechanisms	Yes	Innovation is required to identify avenues for impact
	16.3.2 Unsensetted detainees as a proportion of overall prison population	Yes	Innovation is required to identify avenues for impact
16.4 By 2030, significantly reduce illicit financial and arms flows, strengthen the recovery and return of stolen assets and combat all forms of organized crime	16.4.1 Total value of inward and outward illicit financial flows (in current United States dollars)	No	Yes
	16.4.2 Proportion of seized, found or surrendered arms whose illicit origin or context has been traced or established by a competent authority in line with international instruments	No	Innovation is required to identify avenues for impact
16.5 Substantially reduce corruption and bribery in all their forms	16.5.1 Proportion of persons who had at least one contact with a public official and who paid a bribe to a public official, or were asked for a bribe by those public officials, during the previous 12 months	No	Yes
	16.5.2 Proportion of businesses that had at least one contact with a public official and that paid a bribe to a public official, or were asked for a bribe by those public officials during the previous 12 months	No	Yes
16.6 Develop effective, accountable and transparent institutions at all levels	16.6.1 Primary government expenditures as a proportion of original approved budget, by sector (or by budget codes or similar)	No	Innovation is required to identify avenues for impact
	16.6.2 Proportion of population satisfied with their last experience of public services	No	Innovation is required to identify avenues for impact
16.7 Ensure responsive, inclusive, participatory and representative decision-making at all levels	16.7.1 Proportions of positions (by sex, age, persons with disabilities and population groups) in public institutions (national and local legislatures, public service, and judiciary) compared to national distributions	No	Yes
	16.7.2 Proportion of population who believe decision-making is inclusive and responsive, by sex, age, disability and population group	No	Yes
16.8 Broaden and strengthen the participation of developing countries in the institutions of global governance	16.8.1 Proportion of members and voting rights of developing countries in international organizations	Yes	Innovation is required to identify avenues for impact
16.9 By 2030, provide legal identity for all, including birth registration	16.9.1 Proportion of children under 5 years of age whose births have been registered with a civil authority, by age	Yes	Yes
16.10 Ensure public access to information and protect fundamental freedoms, in accordance with national legislation and international agreements	16.10.1 Number of verified cases of killing, kidnapping, enforced disappearance, arbitrary detention and torture of journalists, associated media personnel, trade unionists and human rights advocates in the previous 12 months	No	Innovation is required to identify avenues for impact
	16.10.2 Number of countries that adopt and implement constitutional, statutory and/or policy guarantees for public access to information	Yes	Innovation is required to identify avenues for impact
16.a Strengthen relevant national institutions, including through international cooperation, for building capacity at all levels, in particular in developing countries, to prevent violence and combat terrorism and crime	16.a.1 Existence of independent national human rights institutions in compliance with the Paris Principles	Yes	Innovation is required to identify avenues for impact
	16.b Promote and enforce non-discriminatory laws and policies for sustainable development	No	Yes

**Disclaimer:** Data for these posters has been gathered from: the UN SDG Tracker, the ILO, the CSIR, Climate Action Tracker, the SDG Compass compiled by United Nations Global Compact, the SDG Index & Dashboards Report 2018 by Bertelsman Stiftung & the Sustainable Development Solutions Network, Fragile Planet: Scoring Climate Risks Around the World by HSBC 2018 (Global Research), National Government reports (Operation Phakisa: Ocean Economy), SDG Indicator Baseline Report 2017 by StatsSA, and represents a snapshot in time. These posters will be updated as more accurate data becomes available. While significant effort was made to gather accurate and up-to-date data from reliable sources, NBI accepts no responsibility for the accuracy and/or reliability of the data presented. Images from Pexels: <https://www.pexels.com>

**16.1:** Significantly reduce all forms of violence and related death rates everywhere



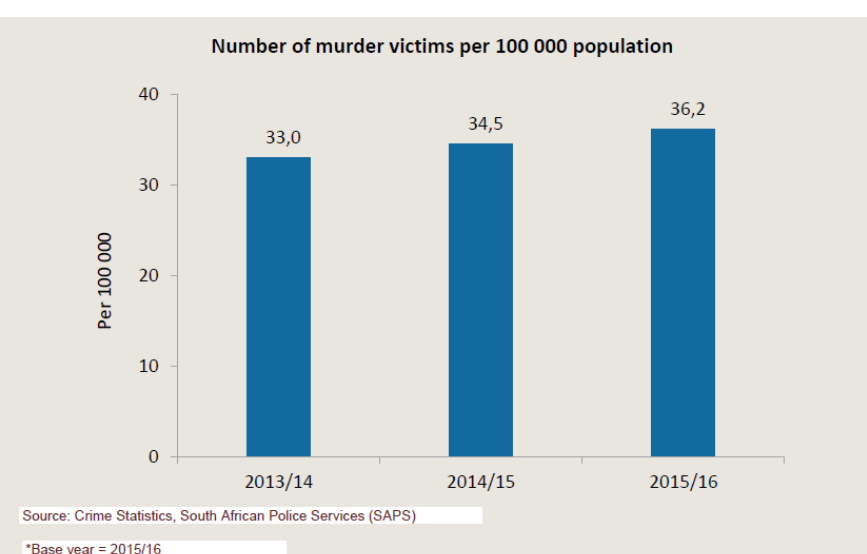
#### National KPIs used based on data available:

**16.1.1D:** Number of murder victims per 100 000 population

#### Indicator definition and method of computation (MoC)

**DEFINITION:** Murder is defined as unlawful and intentional killing of another human being. **MoC:** Total number of murders reported divided by the total population multiplied by 100 000.

Baseline indicator value\* 36,2 per 100 000 population



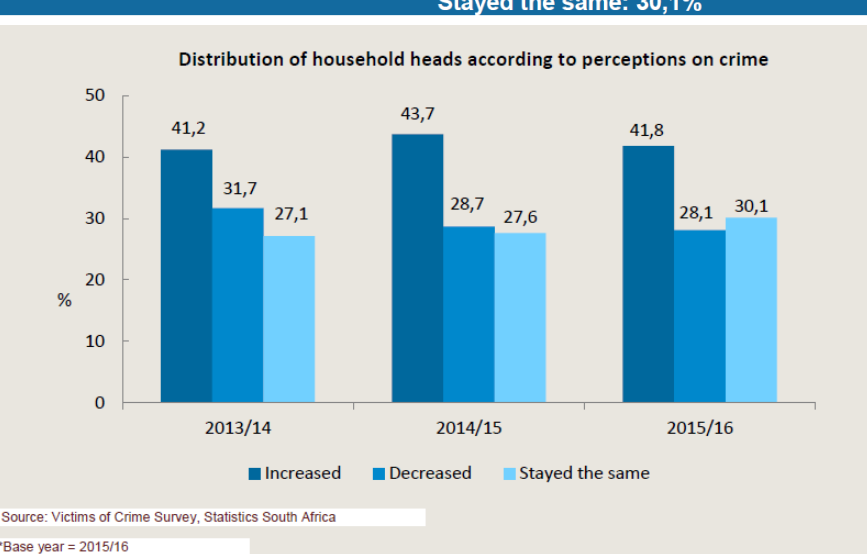
#### National KPIs used based on data available:

**16.1.4A:** Percentage of household heads' perceptions on trends of crime

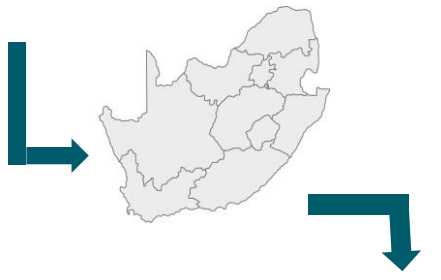
#### Indicator definition and method of computation (MoC)

**DEFINITION:** This indicator measures the perceptions of respondents on whether crime has decreased, increased or stayed the same over the past three years. **MoC:** The distribution of household heads according to their perception of whether crime has increased, decreased or stayed the same, divided by the total number of households multiplied by 100.

Baseline indicator values\* Increased: 41,8% Decreased: 25,1% Stayed the same: 30,1%



**16.3:** Promote the rule of law at the national and international levels and ensure equal access to justice for all



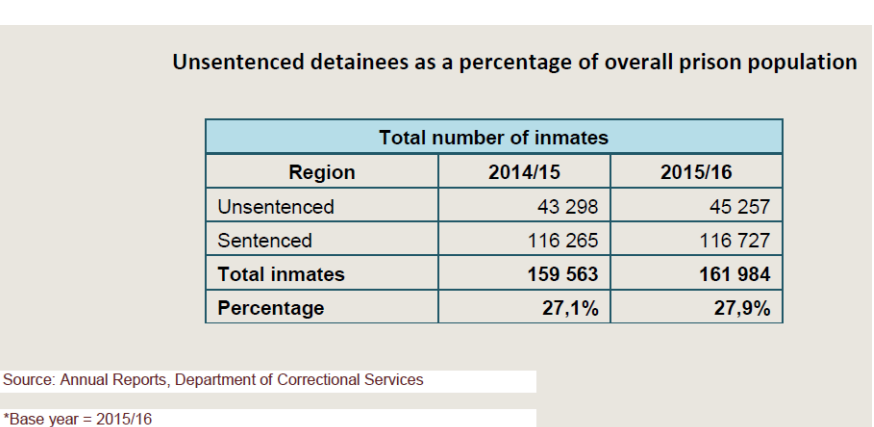
#### National KPIs used based on data available:

**16.3.2:** Unsensetted detainees as a percentage of overall prison population

#### Indicator definition and method of computation (MoC)

**DEFINITION:** The total number of persons held in detention who have not yet been sentenced, as a percentage of the total number of persons held in detention, on a specified date. **MoC:** The total number of persons held in detention who have not yet been sentenced, divided by the total number of persons held in detention, on a specified date multiplied by 100.

Baseline indicator value\* 27,9%



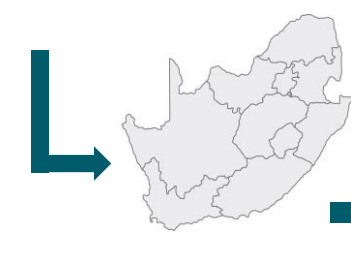
**Analysis of South Africa's progress towards SDG 16 as per the SDG Index & Dashboards Report 2018:**

**16** PEACE, JUSTICE  
AND STRONG  
INSTITUTIONS

**Progress towards achieving SDG 16 is stagnating**



**16.9:** By 2030, provide legal identity for all, including birth registration



#### National KPIs used based on data available:

**16.9.1:** Percentage of children under 5 years of age whose births have been registered with a civil authority by age

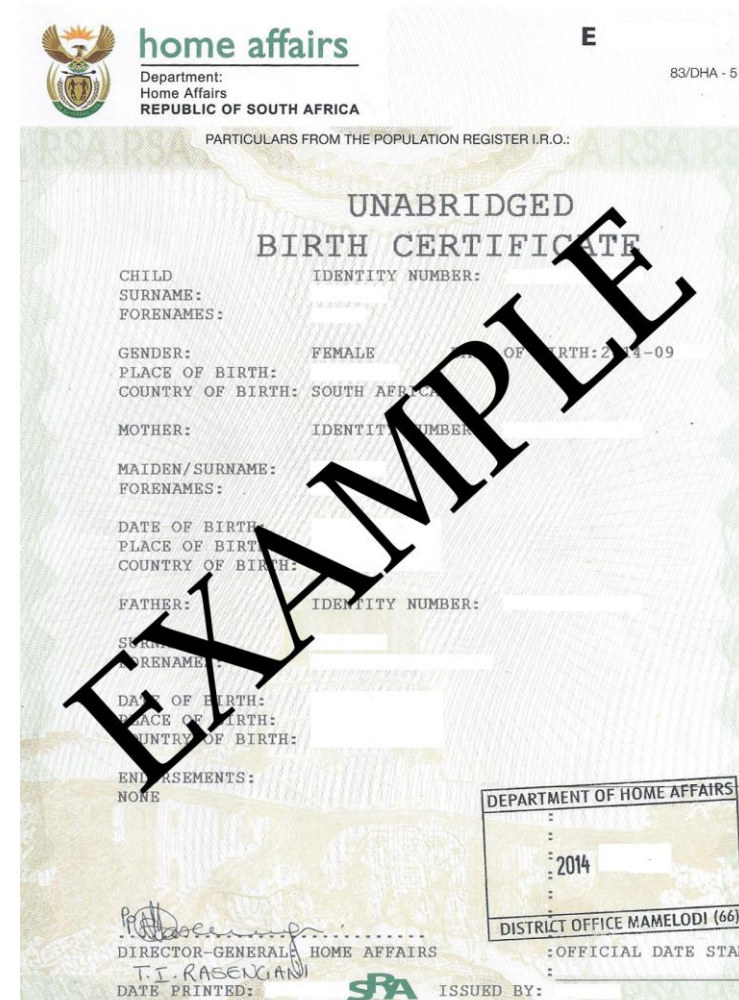
#### Indicator definition and method of computation (MoC)

**DEFINITION:** This indicator gives an indication of the completeness of birth registration in the country. **MoC:** The number of registered births of 0–4-year-olds divided by the estimated total birth occurrences for 0–4-year-olds multiplied by 100.

Baseline indicator value\* 80,6%

Number of registered births CRVS	Year of reference			
	2011	2012	2013	2014
Current births (published)	911 353	926 726	939 011	954 385
Late birth registrations	113 492	91 804	69 327	46 754
Total registered births CRVS	1 024 845	1 018 530	1 008 338	1 001 139
Estimated number of births mid-year estimates	1 211 011	1 222 324	1 232 668	1 242 070
Percentage of birth registrations (0–4 year-olds)	84,6%	83,3%	81,8%	80,6%

Source: Civil Registration and Vital Statistics, Statistics South Africa  
\*Base year = 2014



**16.10:** Ensure public access to information and protect fundamental freedoms, in accordance with national legislation and international agreements



#### National KPIs used based on data available:

**16.10.2D:** Number of constitutional, statutory and/or policy guarantees for public access to information that South Africa has adopted and implemented

#### Indicator definition and method of computation (MoC)

**DEFINITION:** For this indicator, the operative words are 'existence' and 'implementation'. As such, it establishes: (a) whether a country (or at the global level, the number of countries) has constitutional, statutory and/or policy guarantees for public access to information; (b) the extent to which such national guarantees reflect 'international agreements' (e.g. Universal Declaration of Human Rights, etc.); and (c) the implementation mechanisms in place for such guarantees, including the following variables:

- Government efforts to publicly promote the right to information.
- Citizens' awareness of their legal right to information and their ability to utilise it effectively.
- The capacity of public bodies to provide information upon request by the public.

Baseline indicator value: 1

Promotion of Access to Information Act